

HDFC RD SERVICE MANUAL
CSC e-GOVEARNANCE SERVICE INDIA
LTD.

DATE: 28/10/2021

HDFC RD Service Installation Manual

1. Download RD service Software from the given below link.

www.rdserviceonline.com

Version: 2.0.1.46



Download RD service driver –



A popup will occurs click on “windows”

RD Service @ ₹375 Only MSO related support

RD Service

RD Service Drivers Downloads

Android

Windows (http)

Windows (https/localhost)

Windows (https/127.0.0.1)

Click on window

Biometric Device Certificate

Register your MSO 1300 device with UIDAI

RENEW RD SERVICE

Check validity of RD Service

CHECK VALIDITY

If your MSO device has stopped working or is asking for One Time Token, please check RD Service validity and buy if device is not whitelisted. It may have been "De-Whitelisted Due To Non-Renewal Of RD Service Subscription".

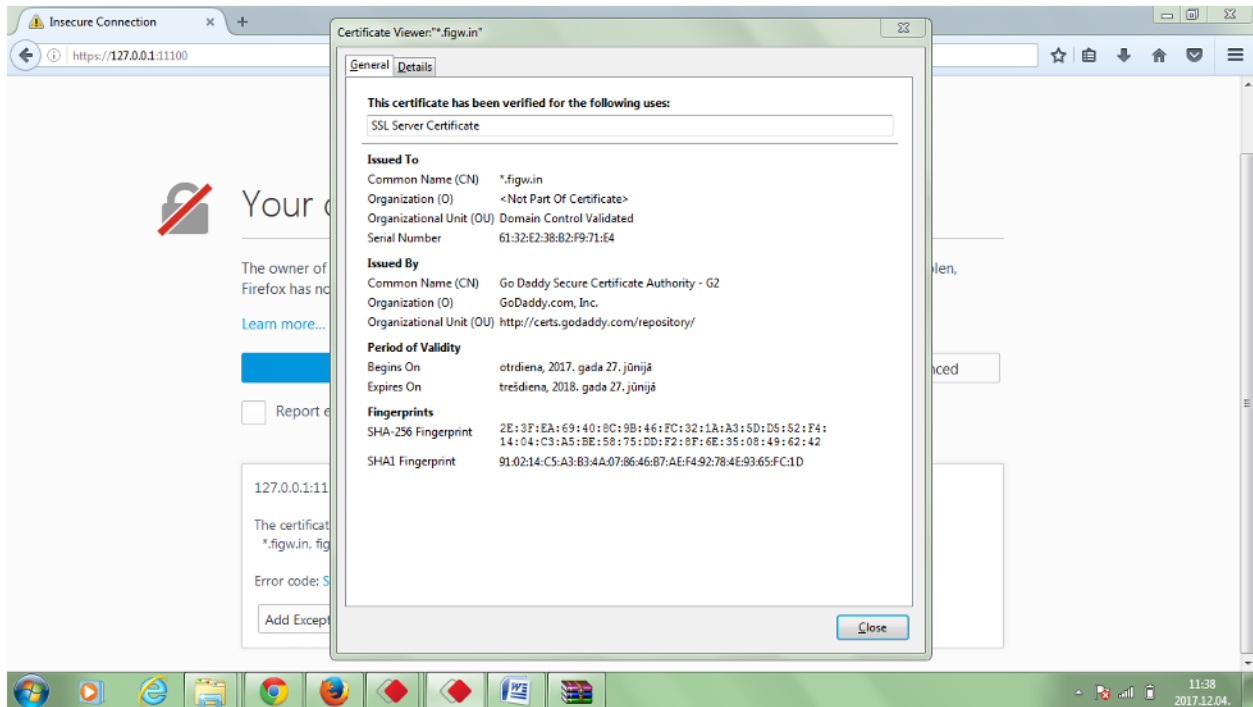
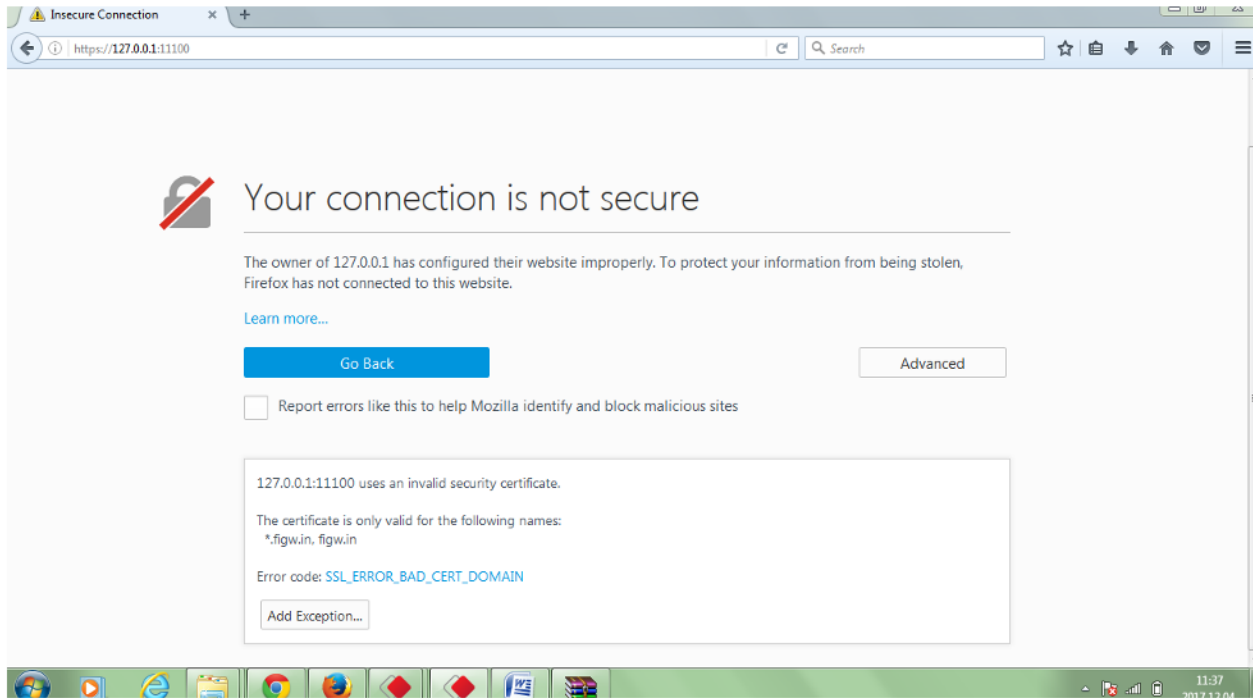
UIDAI has stopped support for old RD Versions. Please download the latest windows[2.0.1.46] RD Version from downloads option / Android [1.1.5 from Google Play Store- [Click Here](#)] and update your RD Service ASAP to avoid any disruption in services.

Register your device only @ Rs.375/- | Check validity of RD Service / Check RD- Registered device service validity. | RD Service at Rs.375/- only | Renew Morpho finger print sensor's

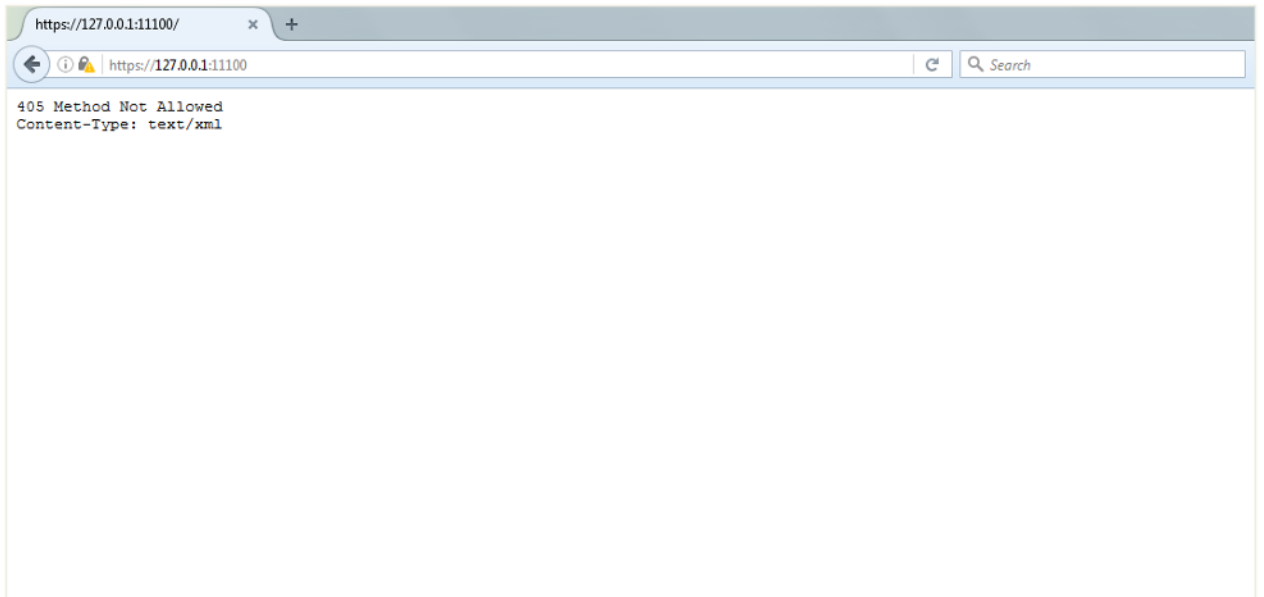
1. Run 'MorphoRdServiceL0SoftSetup.exe' with **administrator** rights to install the RD Service and follow the instruction in setup wizard to complete the installation.



1. Open URL in Mozilla <https://127.0.0.1:11100/>



10. Below Page will be opened after successfully adding of exception to the web-browser.



11. Run this test page.

Call CSC team for any further details.

Click here for CSC State List: <http://164.100.115.10/banking/lead/fi-contacts.php>

Banking@csc.gov.in